

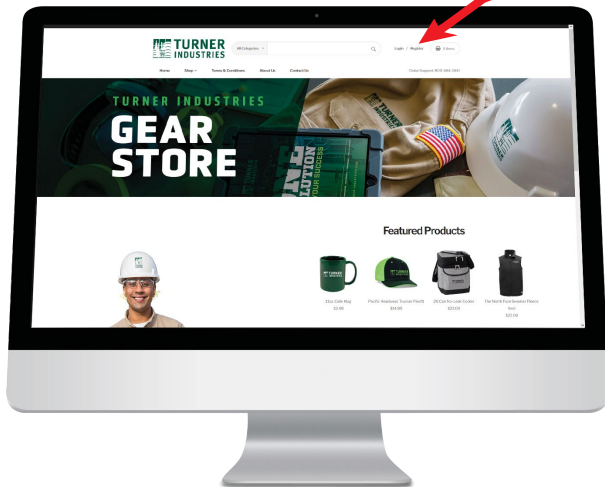
# Turner Industries Gear FAQ

<https://turnerindustriestgear.com>

## How do I register?

Click on 'Register' in the top right of the webpage.

- Type in your name, your email address, and a password
- Click 'Create Account'



New Account ✕

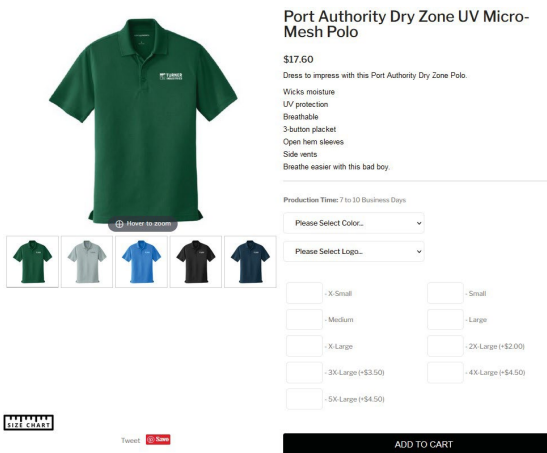
\*Full Name

\*Email

\*Password

Allow Promotional Emails  
(We will never divulge your email to a 3rd party)

**Create Account**



## How do I shop?

- Browse items
- Select item, style/color/logo/size
- Select the quantity. Note - some items require a 'minimum order quantity.'
- Click 'Add to Cart'

## How do I check out?

- Once you have items in your cart, you can proceed to the checkout screen.
- The first of three checkout pages is your cart preview page. Here you can edit and delete quantities and items from your cart. Once you have your cart finalized, click the 'Checkout' button to proceed to the second screen.
- The second of the three checkout pages is the customer details page. Enter your billing address, shipping address, a coupon or discount code, if applicable, and select your payment method. If you are creating a requisition for a PO, select the 'Generate Quote for Requisition' payment option. If you are making a personal purchase, select 'Personal Payment.'  
Note - Purchase cannot be paid for with a Turner credit card. Click the 'Checkout' button to proceed to the third screen.

- The third of the three checkout pages allows you to check your total. Click the 'Checkout' button once more if everything looks right to confirm your order.
- If you selected the "Generate Requisition for PO" Payment Method on the second of three Check Out pages, you will receive an emailed quote with the contents of your order from:  
info@turnerindustriesgear.com
- Forward your completed EI requisition and the emailed quote to Corporate Procurement, at:  
turnergear@turner-industries.com

## How do I edit my order?

**\*\*\*Orders can only be edited prior to sending to Corporate Procurement for processing\*\*\***

There are two ways to edit your order:

1. Click 'Edit Order' in the emailed quote you received or,
2. Click 'My Account' on the Turner Industries Gear webpage footer, then click on 'Order Management.' Find the order you want to edit, 'Click Here' under the 'Edit Order' column.


Once you have edited your order, proceed to checkout. You will receive a revised emailed quote.

## How to contact us:

Click 'Contact Us' on the top menu and fill out the form.

 info@turnerindustriesgear.com

You could also give us a call at:

 855-444-9505 ext. 7275